




# The Sheltie Spin

Newsletter of Northern Virginia Sheltie Rescue  
"Giving Shelties a New Leash on Life"

Summer 2016

## Shelties on Summer Vacation!







## Home Away From Home ... in Your RV by Martha Heisel

Summer's here, and the time is right for ... traveling with your Sheltie! (Well, "dancin' in the streets," too, for those old enough to know that song.) We talked to a few adopters about their experiences "RVing" with dogs. Susan Bailey wrote the piece below about her travels over the years with husband Bill and several Shelties, and I interviewed Carol and Terry Sautters and "Calli" (NVSR 2013).

The plusses of traveling with your Sheltie include not leaving him or her at home (worries, expenses for a pet sitter, missing them, etc.), socializing your dog, and just enjoying new experiences together. Campgrounds usually welcome visiting dogs with walking areas, some rules, and some even have dog parks and kennels. Be prepared for a pet fee. You can find appropriate campgrounds online near any of the sights you want to visit, including the NVSR picnic (this year, September 24). A good idea is to keep a record of the campgrounds you liked and why, and the ones that didn't work out so well, too!

Carol and Terry have a "fifth-wheel" trailer and a pick-up truck to tow it. They can leave the trailer in the campground and use the truck to drive to the things they want to see. Susan and Bill Bailey use self-contained motorhomes for their travels. For any recreational vehicle, consider the size of the dog (and number of dogs), get vinyl floors, and be sure to get air conditioning. You might leave the dog(s) in the RV when you're off seeing something, and you want him/her to be safe and comfortable. Of course, you will want to be comfortable, too.



*Calli welcomes folks to her campsite*

"Calli" Sautters gave me some information about what to take along to be sure dogs' folks take good care of them while traveling. Here's

the list she gave me ... Collar (tags with a cell phone number, of course), leash, lots of poop bags, familiar toys, bed, bowl, food, treats, medications, old towels for wet/dirty paws and a bowl for washing feet, first aid kit, and vet phone number. Her folks also recommend taking a photo of the dog just in case she gets lost. You should also take a vaccination record (you can get a one-pager from your vet), and record of the dog's microchip number. Keep dog food in a plastic bin to avoid ants, and make sure the dog is UTD on flea/tick preventative. You don't want stowaways on board your RV.

RV parks are social places, so be prepared to have lots of folks oohing and aahing over your beautiful Sheltie.

"Calli" is used to that. Her folks try to select a site (you can do this in advance



*Carol, Terry, and Calli outside their traveling home*

with your reservation) away from the obvious busy areas of the campground. If you wind up near party animals, you can try to move to a different site, but it may be difficult. Walk your dog around the area several times to familiarize her to the surroundings, noises, smells, and note where there might be things that are scary for your dog, like a noisy swimming pool or children's playground. Be sure to clean up after your dog - that goes without saying, doesn't it? If you leave your dog behind in the RV while you are sight-seeing, leave a note on the door in case



*Calli visits Savannah*

of an emergency - say where you are and your cell phone number. Let's hope your dog doesn't have separation anxiety and/or barks a lot. Your temporary neighbors wouldn't appreciate that.

Traveling with a Sheltie



- or any pet - can be lots of fun. But it takes preparation and planning to have the trip come off without negative experiences. Start small with short trips. If you have your own RV, spend a couple of days in it at home so your dog can get used to living in it. And, as always, be very careful to keep your dog secure when you travel. For example, highway rest areas are great for a quick potty break, but they can be very scary places for a Sheltie. Too many dogs have escaped in rest areas. Let's not think about that - just be VERY careful. And have fun!



**On the Road ... Since 1979**  
by Susan Bailey

My husband and I got our first Sheltie and rented our first RV in 1979. Max was 8 months old, bought from a breeder in Las Vegas, Nevada. The RV was 19 feet long, and I was 7 months pregnant with our first child. We had spent the previous five years boating on the Chesapeake, so the RV accommodations were generally similar, though adding a dog to the mix was altogether new.

This first jaunt was so successful that we rented progressively larger RVs, and in the summers of 1980 and 1981 we toured the popular Western sites: Yellowstone, Grand Teton, Jackson Hole, and the Grand



**Max would like to try a turn at the wheel.**

Canyon. In 1982, our daughter was born, and we moved back to Northern Virginia, acquiring our second Sheltie, Christy, in 1985. Christy took to RV-ing as enthusiastically as Max had, and over the years, as our Shelties came and went, we continued to travel, visiting Virginia Beach, Maryland's Eastern Shore, the Outer Banks of North Carolina, Hilton Head, Lake Placid, Vermont, and Toronto (important note: rabies certificates required at the border). In 1989, a Sheltie pup, Trevor, and a kitten, Lucky, joined us on the road, and several cross-country trips to Arizona and New Mexico followed. This coming summer, our latest NVSR adoptee, Chase, will accompany us in a large RV to Colorado.



**Robbie Says "Let's Go!"**

Although the RVs' electric appliances can be powered by the on-board generator, we spent most of our overnights in RV parks and campgrounds, where electric, water, and sewer hookups (and in recent years, Wi-Fi) are provided. Parks vary widely in both locale and amenities, but many if not most RV-ers travel with dogs. A designated walking area is usually provided by campgrounds, and many places now offer fenced doggie play yards.

Several companies rent RVs; in recent years, we have used Cruise America, which has an agency in Manassas and a comprehensive website ([cruiseamerica.com](http://cruiseamerica.com)). In olden days, everyone used Woodall's, a huge book listing all the parks and wilderness camping sites in the U.S. All of this is now online at [woodalls.com](http://woodalls.com).



**Trevor and Christy are ready to go!**



## Traveling Safely with Your Sheltie by Melinda McKenzie Hall

We all like to travel with our dogs, whether it is taking the dog along on vacation or just out to the dog park. How many of us have had the dog loose in the car? Admit it ... we all have at some point in our dog ownership. Although I did this myself before I became educated, now I cringe when I see a dog loose in the back of a pick-up truck, hanging its head out the window, sitting quietly in the front passenger seat, or (!) on the driver's lap. Would you transport an infant in any of these unsafe ways?



*Miles posing  
with his  
ultra-safe  
Gunnar Crate*

I was horrified when I went to do an NVSR home visit for a family who told me about losing their beloved Sheltie in a car accident. The dog had been loose in the car. The car was broad-sided, the dog was thrown out the window, and the car rolled on it, killing it. In even a simple fender bender, a loose dog will become a projectile hitting the windshield, the driver, or another passenger, or worse, flying out of the car window or through a door that pops open. Think about these new cars with the multiple safety features, side airbags and front airbags. Any airbag inflating can harm a human who is seat-belted in. What do you think an airbag will do to your dog? How many lost dog notices have we seen where a family was in a car accident, the dog escaped from the car, and who knows what happened after that. Running on the highway never turns out well. Are you paying attention now?

Car harnesses became popular, and I jumped on that bandwagon. Later I realized that the only thing a car harness will do, if it is a good one, is to keep

the dog from becoming a projectile or being thrown out of the car. So I decided that a crate was the way to go. Off I went with my little plastic or wire crate, but still in the back of my mind, I knew that like the car harness, these crates only served as containment to keep the dog from getting thrown around or out of the car in a minor accident.

Then I discovered the Gunnar Crate. I found out about it because Subaru did crash testing for Gunnar, and I saw it in a Subaru ad. Testing the crate, Gunnar dropped a 60-pound weight from the top of a two-story building; the weight bounced off the top of the kennel which showed only two inches of initial deflection. Then at seven steps from the kennel, they fired a 12-gauge shotgun packed with #7 shot and not a single pellet went through. This crate is manufactured with double-walled rotomolded plastic; virtually nothing stands a chance of breaking through to hurt your dog. On top of that, they added secure tie-down pins, rubber feet to keep it from sliding, a wider base for balance, and a paddle-latch door lock.

As with anything, there are a few drawbacks to Gunnar crates. They are very expensive. I paid \$500 for the G1 Intermediate, their smallest crate, but even a very large Sheltie would be comfortable in that size. The G1 Intermediate barely fits in my Subaru Outback, so a taller SUV type of vehicle is a must. The G1 Intermediate is heavy (45 pounds) but that is what makes it indestructible. In spite of the few drawbacks, I can finally travel and feel that my dog is safe.

I am not saying that the typical crates and car harnesses are not safe, and I still use my heavy duty metal cage to transport if I have multiple dogs to move. I personally like the peace of mind that I get when I use the Gunnar crate, especially on long trips.

***View tests of dog harnesses and crates on the Center for Pet Safety website: [CenterForPetSafety.org](http://CenterForPetSafety.org).***





## Ideas for Slimming Down Your Overweight Sheltie

by Lisa Fox

Most Shelties have mastered the skill of wheedling a few more treats from their humans and gradually packing on pounds. And those long fluffy coats can conceal the excess pounds very easily. You should be able to clearly feel your dog's ribs, even through all that fur. If you can't, he's overweight. Excess weight dramatically shortens lifespans in our beloved dogs by causing diabetes, osteoarthritis, cardiopulmonary disease, decreased liver function, and hypertension. Overweight dogs are also more susceptible to various cancers and to an assortment of skin and hair coat problems. Their immune systems are weaker, they suffer heat and exercise intolerance, and all surgeries are higher risk for them. So how can you slim down your Sheltie without making his life miserable? Here are some ideas:

**(1) Introduce your dog to kibble dispensers.** In his food bowl, put only a little (note, only "a little"! ) chopped chicken or a spoonful of reconstituted dehydrated food like Honest Kitchen, plus lots of veggies. All the kibble goes in a kibble dispenser like the Contempo Tessa or Magic Mushroom. Once he figures out how to use the dispenser, he'll love it. His meals will take 30 minutes instead of 30 seconds, and he'll feel more satisfied with less food. Dogs like to work for their food. Here's a site that describes pros and cons of leading kibble dispensers: <http://pitlandia.blogspot.com/2013/05/top-10-food-dispensing-dog-toys.html>

**(2) Remember that it's the number of treats** and not the size of treats that matters to a dog. Buy a small bag of Solid Gold food for small breed dogs and use these tiny kibbles for training treats.

**(3) Stop buying commercial dog treats.** These are expensive, often not very nutritious, and fattening. Instead, give your dog baby carrots, tiny slices of string cheese, apple chunks, or unbuttered,

unsalted popcorn. She will quickly learn to enjoy these just as much as the commercial treats.

**(4) Don't give your dog dental bones.** These are usually full of junk ingredients, supply lots of calories, and are not a substitute for teeth brushing. Instead, buy a tasty chicken-flavored toothpaste and brush his teeth every night.

**(5) When your dog gives you those "I'm starving" looks,** give him a Megalast Megabone (<http://www.pawtasticpet.com/proddetail.asp?prod=JW-Pet-Megalast-MegaBone-Small>) with tiny kibble stuffed in the slots instead of handing him table scraps. This works well for separation anxiety, too.

**(6) Cut back her regular wet or dry food** and add plenty of steamed veggies to her food bowl. She may resist them at first, but just like human toddlers, if exposed to veggies many times, dogs will eventually acquire a taste.

**(7) Make sure your dog doesn't have access** to the cat's food dish or litter box—both supply calorie-laden snacks.

**(8) Never free-feed a dog.** Always measure his food carefully and ignore quantities suggested on dog food containers (which are usually appropriate only for highly active dogs).

Obesity is the fastest growing canine health problem today. More than 60% of U.S. dogs are overweight or obese. But it's also one of the easiest health problems to solve. After all, a dog's humans completely control her calorie intake. Help your dog enjoy a longer, healthier life by keeping her slim and trim. And by the way, you'll minimize your vet bills, too.





## Canine Good Citizen

The American Kennel Club (AKC.org) offers Canine Good Citizen certification to reward dogs with good manners at home and in the community. You might want to consider training your Sheltie and having him or her tested on the required behaviors to earn the certification. Many of our NVSR alumni are Canine Good Citizens. A CGC certificate is the first step toward some therapy dog certification, if you are interested in that. Contact AKC to find out if there is a CGC evaluator and test date near you. Some dog clubs offer preparation classes for the CGC test, or you may train your dog yourself. Here are the basic 10 tests:

1. Accepting a friendly stranger.
2. Sitting politely for petting
3. Appearance and grooming
4. Out for a walk (loose leash)
5. Walking through a crowd
6. Sit and down on command and staying in place
7. Coming when called
8. Reaction to another dog
9. Reaction to distraction
10. Supervised separation



*Here's Farrah (NVSR 2014) looking very proud of her new certification.*



**NVSR Annual Picnic -- September 24!**

Plan now to join us for another barkin' good time at our annual picnic. We'll have lunch, auctions and raffles, demonstrations, games, prizes, and our longer-every-year adopter parade. Bring your family and Sheltie(s) and Sheltie wannabes and help us celebrate our 17th year rescuing Shelties! Same time, 11:30am to 4pm, and same place, Curtis Memorial Park in Hartwood VA, just a few miles up Route 17 from Fredericksburg. More information and links on our website. We look forward to seeing you there.







## Deaf and Blind Sheltie Brightens the Lives of Many Seniors by Lisa Fox




*Jamie soon after intake*

In the winter of 2015, NVSR received an urgent call from a shelter volunteer in Roanoke begging us to take in a little Sheltie mix that had clearly touched her heart. He was deaf and blind, had a hacking cough and a large testicular tumor, and he was about 10 or 11 years old. The shelter volunteer was sure he would be euthanized if we didn't take him.

Of course, we agreed to take the little dog. The shelter removed his tumor, neutered him, and we transported the dirty, smelly little creature with the bad cough north to one of our most experienced foster providers, Tuck Rogers. We named him Jamie. Tuck cleaned him up and took him for vet visits to have tests, vaccinations, and treatment for his cough. She nursed him back to fairly good health. But Jamie's prospects were poor. Who would adopt a blind, deaf, senior that was not even a purebred Sheltie? But he was SO cute with his big eyes and the look of a tiny red fox ...

### *Jamie and Robin*

We decided that Jamie was not adoptable, and we would place him in our Permanent Foster Program for Seniors and Dogs with Special Needs. Under that program, NVSR pays vet bills for the life of the dog, and the foster provider supplies food, toys, and lots of love. As soon as we advertised Jamie, exactly the right foster mom came along to offer her services. Robin MacArthur, a grandmother who lives in an apartment complex for seniors, felt she was up to the challenge of caring for this sweet little dog.



One year later, Jamie and Robin have turned out to be a perfect match. Under Robin's care, Jamie has put on weight, grown a healthy new coat, and become a "therapy dog" for the residents in Robin's apartment complex. Robin has learned that a constant routine is important for a blind and deaf dog like Jamie. All furnishings in the apartment must remain in the same places. His food dish and water dish must be exactly aligned, the same route must be negotiated each day on their walks, and best of all, the same residents are ready to greet Robin and Jamie. When he needs to go out, Jamie bumps Robin's hand or tugs at her sleeve and herds her toward the door.

Jamie is now a very happy little dog, always ready to be petted and give comfort to his human friends. He is no longer the "little red fox" but now is referred to as "that tiny Lassie." Robin credits the high quality kibble, meat, pumpkin, and green beans she feeds Jamie twice a day for his remarkable transformation. We think all the love Robin showered on Jamie has a lot to do with it, too. She reports that Jamie has impeccable manners, always walking at heel and behaving like a gentleman around his many fans and with Robin's family. She wonders about his history before he turned up at the shelter. Was he born deaf and blind? Or were those problems that developed later? Did someone once love him and train him? How did he become so well-socialized? We'll never know. But we do know that we're very glad that NVSR reached out a helping hand to this sweet little dog and found him the perfect home.



*Jamie today!*



## A Grateful Letter from an NVSR Alumnus by Charlie Bauer

Hi, everyone. Charlie Bauer here, but my Mom calls me Charles, Sir Charles, or Char-Char. For a tidbit of FOOD I answer to anything!



I can NOT believe I have been in my new home for more than a year. I'm 10 years young, and I could write a book about my life.

It would be boring in your world but a best seller in the dog world because I used to be a stud! The four girl Shelties I live with (Symie, Hailey, Bonnie, and Anna) tell me I'm handsome. The other two boys, Kippen and MacDuffie, are quite jealous.

I arrived at my new foster home in Chestertown, MD on the first day of spring 2015. You humans must understand that a year ago is a long time in the dog world. (Take off your human shoes and put on your doggie paw slippers, so you can understand me and my world a wee bit better.) When I arrived, I was extremely nervous. This was another foster home for me. I was beginning to wonder if I would ever find my forever home. It's very tough going from one home to another - new people to learn to trust, new smells, cats, other dogs, or even strange animals. Cars and big machines can be scary, too. Lawn mowers! Tractors! Vacuums! I HATE those scary noisy things! You can understand how scared I was to start all over again for the, mmm, let me try to count that high, I think it was around seven times. That is a lot since I left my mama and littermates.

When Mom and Dad took me in, they were my foster parents. I had lost hope of ever finding my forever home. I was very depressed. When I first came here, I was so afraid of going outside, I had to go on a leash. There were so many new, scary things: birds, wind, squirrels, turkeys with babies, deer. Mom took me out often so I could get used to these things. She took me off leash every now and

then so I could run around and get some exercise. Sometimes I sneaked peeing in the house on certain items that I thought could use my scent. Peeing in the house was so convenient for me. I would not have to go out in that scary backyard ever again! That made me feel at home, but Mom was not going for that.

On my tenth birthday, September 1, 2015, Mom and Dad gave me a party and a beautiful birthday gift. I FINALLY have a forever home!! Thank you, thank you, Mom and Dad! Wow! So this is what it's like to feel wanted and loved. It feels so good I want to pee on something, but I respect that I cannot.

Last November, I had a medical scare - a seizure. It was not a bad one, but bad enough. I had had a seizure with previous owners, and this was a second one. A specialist looked me over to find out if something is wrong. Good news! I have a clean bill of health. My buddy, Kippen, has a health problem I do not understand. He has trouble with a pan crease, so they put an enzyme in his pan to take out the crease? Mom soaks his food then sprinkles an enzyme on, and waits more time before he can eat it. Why not just buy another pan without a crease? Beats me. Back to me ...

I have a wonderful routine with my other brother and sister Shelties. When we go out, I still do my thing and run to the door to come back in. Those young whipper-snappers get on my nerves with their barking and running around. When it is feeding time, I get so darn excited I bark my head off. It does feel so great to be excited about simple joys. Thank you Mom and Dad for making my life complete.

Thank you to all the humans who made my forever life possible. NVSR is the BEST! Where would I be, and so many other Shelties, too, if you did not care? I would personally like







to dedicate this letter to Aunt Martha and Aunt Nancy and all the NVSR volunteers. Thank you for helping us rescued Shelties have wonderful lives. We love you for that.

*Much love, Charlie Bauer*

*Here's a note from my Dad.* Charlie and his girlfriend Hailey are fast friends. Charlie is also my co-pilot when I am doing farm chores with the pickup. He looks out the passenger side window (with safety harness fastened) and takes in the scenery - a vast change from when he arrived. We now get tail wags and rubs against us - another positive step. We are truly blessed to have him in our family.

*"Dad" Joe Bauer*

*"To err is human; to forgive, canine."*

*- Anonymous*



**Sheltie Ice Cream**

32 oz vanilla yogurt  
 1 mashed banana or strawberries  
 2 tablespoons peanut butter  
 2 tablespoons honey  
 Blend all together and freeze in 3 oz paper cups or ice cube trays. Microwave for a few seconds just before offering to your begging Sheltie.




## Summer Sheltie Treats You Might Like 'Em, Too!

### Apple Pretzels

3 cups almond flour  
 1 egg  
 1 cup plain, unsweetened applesauce

Oven at 350 degrees. Line baking sheet with parchment paper. Beat egg; take 1 tablespoon of beaten egg out and set aside. Mix applesauce and flour in large bowl. Mix larger portion of beaten egg into flour mixture and stir until a dough forms.

Take two tablespoon sized pieces of dough and roll into a tube, then form into pretzel shape (this is the fun part ...). Place the pretzels on the baking tray and brush the top of each with the remaining egg. Bake for 25-30 minutes until slightly brown and firm. Good dog!!




**GAM Printers of Sterling, Virginia,  
 and the Grant Family dedicate this  
 issue of the Sheltie Spin  
 in honor of Spirit  
 who passed away on March 2, 2013  
 and all the other Shelties who  
 have passed away.**



## Ways To Protect Your Sheltie in the Summer

- Never, ever leave your dog in the car. Temperatures, even with the window down an inch or more, increase amazingly fast.
- Make sure your dog has unlimited access to fresh water. Add some ice cubes; many Shelties love to eat them.
- Make sure your dog has access to shade when outside.
- Take walks during the cooler hours of the day. You'll enjoy them much more, too.
- When walking, stay off of hot surfaces (like asphalt) because it can burn your dog's paws. Leave your dog home if you go to the sunny farmers' market or an outdoor event. You have shoes on, but your Sheltie doesn't.



- If you think it's hot outside, it's even hotter for your Sheltie. Make sure he or she has a means of cooling off. Recognize the signs of overheating.
- Keep your dog free of external parasites (fleas, ticks) and heartworm. Consult your veterinarian about the best preventatives for your dog.
- Apply sunscreen to your dog's nose if he or she is out in the sun a lot.
- Know which landscape plants are poisonous to dogs and cats. Check out the list at [ASCPA.org](http://ASCPA.org) and know how to get information quickly if your dog is poisoned.
- Watch out for poisonous snakes if you live near woods, mountains,

or go hiking. Dogs are curious and might inspect that pile of rocks too closely. Carry a first aid kit with you when you're hiking.

- Keep your Sheltie groomed to remove excess undercoat. Shelties shed heavily in the spring and throughout the summer. You don't need to pay a groomer to do that - learn to groom your Sheltie yourself, and do it every 2-3 days. He or she will love it!



*Here's a great site for first aid for pets:  
[peteducation.com](http://peteducation.com).  
 Be prepared for an emergency  
 with your dog or cat.*





## Submitting Photos for NVSR Annual Calendar

Attention, calling all shutterbugs. Does your Rescued Sheltie have Star Potential? Does your Foster Sheltie exude charm? (Don't they all?) NVSR puts out a calendar each year, and it's time to start getting our next calendar ready for publication. We need your help making it another success. We're inviting all volunteers and adopters to submit their precious Sheltie photos for consideration for inclusion in our annual Calendar.

### Deadlines and Addresses for Submission

- Deadline for submittal is July14!
- Questions/digital submittals should be directed to: [calendar@NVSR.org](mailto:calendar@NVSR.org)
- Hard copy photographs should be mailed to:  
Northern Virginia Sheltie Rescue C/O Julie Henderson  
13 Emanuel Drive  
Hot Springs Village AR 71909



### The Rules for Photo Submission

1. No professional photographs. (Sorry, too many copyright issues.)
2. The focal point of the picture must be of a rescued Sheltie, adopted or foster (after all this IS a rescue organization.) However, it does not have to be an NVSR dog. Dogs obtained from breeders, pet shops or purchased from individuals do not qualify unless they're pictured with a Rescued Sheltie. Other critters/non-Shelties are also welcome as long as they're pictured with a Rescued Sheltie.
3. Sorry, no humans in the photographs.
4. You may submit either regular or digital photos. However, no photos will be returned as they will become the property of NVSR and may be used in future calendars, publications, and/or other related media.
5. If submitting hard copies, landscape orientation should be a 5X7 and portrait orientation should be a 4X6 size.
6. Please include a brief bio of your Rescued/Foster Sheltie; this information will be included on the calendar if your photo is selected.
7. Color Photos only.
8. Themed Pictures are encouraged - Halloween, Christmas, Valentine's Day, Winter, Spring, Beach...
9. All submissions should be in focus (not fuzzy), and not exceptionally dark. Photos may need to be enlarged significantly and will show any imperfections. Please keep in mind that the quality of the photos used will affect the overall quality of the calendar. We ask that only good quality photos be submitted.
9. Digital photos should be at least 4.0 Mega pixels to be considered for a Cover or full page layout.
10. If you send a hard copy finished photograph, it must be glossy. (Matte finish reduces the quality of the scan).
11. If you submit a copy of a photograph, please make sure the copy is made from a negative. Copies made from the self-service reproduction machines are of poorer quality.
12. So that your photo(s) can be properly identified and so that we have your contact information if needed, please mark the name of the dogs(s) on the back of the photo and clearly print your name, e-mail address, complete mailing address and home phone number starting with the area code. (It's best to use a label as to not damage the picture. Do not use a ball point or felt tipped marker, as it will bleed through and damage the picture). If submitting digitally please include the information in your email.





## Northern Virginia Sheltie Rescue Directors and Coordinators

Directors ..... Martha Heisel, Brian “Wes” Marks,  
Nancy Tisdale  
 Treasurer ..... Brian “Wes” Marks  
 Intakes ..... Lisa Fox  
 Foster Care..... Lisa Fox  
 Adoption ..... Lisa Fox & Martha Heisel  
 Follow-up ..... Donna Martin, Barb Gardner,  
Marta Miranda  
 Volunteers ..... Anna Thoreson  
 Calendar ..... Julianne Henderson  
 Events ..... Kathy Kelly  
 Newsletter ..... Martha Heisel  
 Facebook Page ..... Theresa Jackson, Gregg Bender  
 Sheltie Shop..... Brian “Wes” Marks  
 Vet Committee ..... Sharon Daussin,  
Dana Greenwood, Mary Ellen Jones, Nancy Tisdale  
 Website ..... Martha Heisel

Thanks also to the many volunteers who help transport, foster, and contribute their time to help the Shelties who are brought to or found by NVSR.

Newsletter submissions to [sheltiespin@nvsvr.org](mailto:sheltiespin@nvsvr.org)  
Website [www.nvsvr.org](http://www.nvsvr.org) • E-Mail: [shelties@nvsvr.org](mailto:shelties@nvsvr.org)

Northern Virginia Sheltie Rescue  
977 Seminole Trail, PMB 314  
Charlottesville VA 22901  
703-912-4002

Northern Virginia Sheltie Rescue  
977 Seminole Trail, PMB 314  
Charlottesville VA 22901



### I would like to make a donation to the Northern Virginia Sheltie Rescue

Name \_\_\_\_\_

Address \_\_\_\_\_

City \_\_\_\_\_ State \_\_\_\_\_ ZIP \_\_\_\_\_

#### Donation Amount:

\$25     \$50     \$75     \$100    Other \$ \_\_\_\_\_

Make checks payable to Northern Virginia Sheltie Rescue. Mail to Treasurer, NVSR, 977 Seminole Trail, PMB 314, Charlottesville VA 22901

Northern Virginia Sheltie Rescue, Inc., is a nonprofit, 501(c)(3), tax-exempt corporation. A financial statement is available upon request from the Commonwealth of Virginia Division of Consumer Affairs, P.O. Box 1163, Richmond, VA 23218-1163.

#### NVSR MISSION STATEMENT

NVSR will take in any Sheltie in need regardless of age, except those with histories of repeated, unprovoked biting. Dogs accepted into rescue will be evaluated in foster homes, receive veterinary care and necessary resocialization, and ultimately be placed in homes where they will be loved, protected, and well cared for. We support efforts to reduce pet overpopulation; all of our Shelties will be spayed or neutered prior to adoption or, if not yet at a safe age to be neutered, placed on a spay/neuter contract at the time of adoption. NVSR is a 501(c)(3) organization.