




The Sheltie Spin

Newsletter of Northern Virginia Sheltie Rescue
"Giving Shelties a New Leash on Life"
Summer 2014



Some of Our Favorite Summer Shelties



Jack (2012)





Brie's Story
by Lisa Popham,
a very proud NVSR Sheltie parent

Brie at Intake



Many of us know from personal experience how easily a few extra pounds sneak up on us ... or our Shelties. This is Brie's success story.

When NVSR rescued Brie from a shelter in June 2011, she was three years old and weighed 37 pounds, almost two times her healthy weight. She was so overweight that sitting was too taxing for her, so she would just lie down. When I adopted her in October that year, I knew her weight loss was going to have to be slow and gradual. Her muscles were atrophied, and that weight on her tiny joints and dainty ankles must have felt horrible. The fat on her back, shoulders, belly, and butt was obvious, but the internal fat that surrounded her heart, lungs, and other vital organs was putting pressure on them and restricting her movement. This pressure caused her to cough, hack, and wheeze. She was in chronic discomfort, and we could see that in her eyes. Brie did not bark and rarely wagged her tail. She just felt lousy all over!

Losing weight is a good goal for any dog, but for Brie it had a greater significance. She had been a pet store puppy, and her family soon learned that she was very sick with three conditions that severely affected her lungs and threatened her life. Although Brie's former family loved her enough to provide the extensive vet care she needed, they were also killing her with kindness—rather, with food ... too much of it. Getting rid of all Brie's extra weight would not only be good for her; it would probably save her life.

We began Brie's exercise by taking several slow walks a day on the level front yard. Sidney, Brie's big sister (NVSR 2007), walked beside her. Then we graduated to the side yard, which has a slight slope. Several times a day, we walked down the slope, then up the slope, working different muscle groups and building her stamina. From there we went out into the neighborhood. She reached a

milestone when she performed an athletic leap onto the front porch landing! We celebrated by having Brie's and Sidney's favorite treat: green beans.

Exercise was only part of the recipe for a lower-fat Brie. When we adopted her, we asked our vet for help to determine the right portion size for her. (Unfortunately, dog food manufacturers often recommend portions that are too large.) We also spiced up her meals with lots of green beans and diced pieces of other vegetables or a dollop of canned pumpkin (without the spices). And for treats, she got healthy dry food for toy breeds. Brie does not know the difference between a big bite and a nibble ... it gets inhaled just the same.

As the weight came off bit by bit, Brie began to feel better. Her energy level increased, which made her feel more like playing, which gave her even more—and more varied—exercise (have you tried wrestling lately?). She was transforming into a happy Sheltie! In all, Brie lost 17 pounds and has been staying at her healthy weight of 20.3 lbs. Five years after her illness, she has been left with sensitivity in her lungs, and though she has occasional brief coughing spells, she is quickly off like a rocket chasing Sidney.



Brie now
A Happy Dog!

I hope sharing Brie's story shows the importance of keeping your Sheltie trim. Our Shelties are only a fraction of our weight. So when they give you that pleading look while you eat *your* bite-sized piece of steak, that bite is actually much bigger for them. And those "few extra pounds" they might gain while you're not watching are several times that!

Being at a healthy weight has allowed Brie's beautiful spirit to shine. She flies up the basement steps, and if I am not right behind her, she comes right back down to get me, then flies back up the stairs. She romps, plays, spins in circles, and barks. She behaves like a Sheltie, a



Brie(l) and Sidney (r)

very happy Sheltie who now wags her tail just at the mention of her name and holds it way up high! And she will be the playful pest to her big sister for a very long time!



Is Titer Testing the Solution to the Over-Vaccination Problem?

by Lisa Fox

In recent years, enlightened veterinarians and pet parents have become increasingly concerned about the health risks associated with repeated vaccination of dogs after their initial puppy vaccination series. Dr. Jean Dodds, a world famous veterinary endocrinologist, argues that many acute and chronic diseases such as hypothyroidism in dogs are a result of overvaccination. Other researchers point to the large number of dogs that develop hypersensitivity to vaccine components and exhibit serious, sometimes life-threatening reactions. Many pet parents say, “Annual vaccinations of children are not done after their initial series as infants. So why should dogs be different?”

Many states have moved away from annual vaccinations for the common diseases caused by viruses: rabies, parvovirus, and distemper. It’s more common now for vets to recommend vaccinations only every three years for these diseases, and research is in progress to prove that immunity may last even longer, perhaps a lifetime. Some vets continue to hold out for annual vaccinations, arguing that many pet parents would skip annual exams for their dogs if the annual shots were no longer required. These arguments are heard less frequently now that we know these annual vaccinations are not harmless.

Once puppies have completed their full series of core vaccines at about 16 weeks, a titer may be tested as early as two weeks later. Only if the titer test shows a low level of immunity would a vaccination be repeated. If the titer is “positive” the dog is considered immune to the disease and immunity is likely to last for many years. Immunity can wane with time, and you should discuss how often the titer should be repeated with your veterinarian. Titers can also be used to determine immunity status in a dog with an unknown vaccination history.



What is a titer test? A titer test is a laboratory test that measures the level of antibodies to disease in the blood. Antibodies are produced when a virus or bacteria provokes a response from the immune system. That response can come from vaccination or from exposure to the disease. The collected blood is serially diluted until antibodies to the disease can no longer be detected. Therefore, a titer is the degree to which the antibody-serum solution can be diluted and still contain detectable amounts of antibody.

Why might a strong titer be a more reliable indication of immunity than repeated vaccination? A titer test shows the actual immune response, not just the attempt to cause an immune response by vaccination.

To spare their dogs the possible harm caused by overvaccination, many well-informed pet parents today are opting for blood titers. Unfortunately, in some areas, the blood titers are more expensive than just giving the vaccinations. Why? Many vets send the blood samples out because they have not yet invested in their own labs. Until more clients opt for titers, vets will not find it profitable to have their own in-house titrating equipment.

But before you decide that vaccinations are the cheaper alternative, you should consider that testing can be a one-time (or once every few years) expense. Vaccinating, on the other hand, can potentially cause a lifetime of illness.

Currently, there are no states that will accept a strong titer as a substitute for the mandatory 3-year rabies vaccination. But you can get one titer test that examines antibodies for both parvovirus and distemper, the two most important viruses. Shop around. Vets that do the titer tests in-house generally charge much lower fees for them. Some who send them out tack on a big markup to the lab’s fee in addition to the cost of the blood draw and the shipping charges. So, costs for a titer can vary enormously.

The June 2014 issue of “The Whole Dog Journal” has an excellent article on vaccine titer tests. www.wholedogjournal.com



Tips For Photographing Your Dog's Personality by Linda Hill and Martha Heisel

We all love to look at photos of our beautiful Sheltie friends and our other pets, too. Here are some tips to help you “frame” your photos to capture the essence of your subject. We’ve included many examples of well-done shots to give you ideas. With a digital camera, you can take a lot of photos and then choose the best ones.


Get down to the dog's level

This is the easiest and most overlooked technique.



Looking down on your pet will result in unwanted top-of-head shots and a distorted-looking body.

You know what we mean - that oversized nose and tiny legs. For the best perspective, get down to your dog's eye level. Kneel or lie on your belly and try to ignore your dog's curious look.



Get up close

Focus in on the little things that make your dog unique; whether it's their big puppy ears or

their tiny little paws. As they say, “eyes are the window to the soul,” and a pet's eyes can be very expressive. Try lots of candid shots; they will capture life as it unfolds.



Use props

Does your dog have a favorite toy? Incorporate it into your photos. Is there an event like a birthday? The props you use should be ones that your pet is comfortable with. By engaging them with a prop, you

will distract them from the camera as well as capture some great natural expressions. Catch them doing what they do naturally.

Engage in play

One of the most difficult things to do is to get your pet to remain still and look alert with the ears up and eyes looking at you. An easy



trick is to get her to play quietly. Once you have everything ready, call for her or whistle. This will surprise her, catch her attention, and you will have a few seconds to capture her in a bright attentive pose. Have fun and encourage the playfulness in your pet.

Action shots

Keep your eye in the viewfinder and your finger on the button so that you can



focus and shoot quickly. A running dog is best photographed by swinging the camera in the same direction as the movement, making the exposure with the camera actually moving. Helpers are also a good idea for action shots; they can give your dog cues or throw toys while you shoot. They can also speak to the dog to catch her attention.

Include another dog (or other animal)

Now you've increased the challenge, and this will take even more patience and thought. If the dogs are good friends and like to be close to each other, your task will be easier. If they'd prefer some space, you can use that to create a fun composition.



Consider the background

Outdoors? Indoors? Is the background something you'll want to see over and over? Look carefully at the background for things like labels, strange items, people you don't know,





etc. You can set up a little “studio” with a drape or other familiar background for more formal shots.



Be patient

This is most important. Pet photography requires a lot of practice and patience. Your best shots will always come when you observe and capture their behavior, rather than forcing them into unnatural poses. It may take hours and fifty tries to get that perfect shot, so keep an open mind




and remain calm. Try lots of different angles, settings, and backgrounds. And if Missy or Laddie just isn't in the mood, try again tomorrow.

Use your photo software

Take a good, hard look at the photos you've taken. Take some time and learn what your software can do for photos. Crop to emphasize a beautiful head shot. Take out or blur the background. Add a caption in a “balloon” for fun. Share your results with family and friends. Send your best shots to NVSR for the 2015 calendar!! (calendar@nvsr.org)



And, here's a final tip for a camera-shy Sheltie ... Take a VERY SPECIAL treat and put it in your hand with the camera. Get your pup used to taking the treat with camera in hand. If he doesn't seem afraid of just the camera, try pressing the button as he takes the treat. It won't be long before he considers the camera as the “treat dispenser” and comes running when you pick it up. You can discontinue the treats slowly after he “gets it.”



Please join us for our 15th anniversary celebration at this year's NVSR Picnic. We have some new events planned, along with lots of visiting time. Come and help NVSR celebrate 15 years of saving Shelties.

Date: Saturday, September 27

Time: 11:30 am - 4 pm

Place: Curtis Memorial Park, Hartwood VA

See NVSR website "Events" page for more information and directions.



GAM Printers of Sterling, Virginia, and the Grant Family dedicate this issue of the Sheltie Spin in honor of Spirit who passed away on March 2, 2013 and the other Shelties who passed away in 2013.



***The Deadline for Calendar Photos
is Rapidly Approaching - June 30!
Here are the rules...***



NVSR Calendar Pictures Submission Rules

Attention, calling all shutterbugs. Does your Rescued Sheltie have Star Potential? Does your Foster Sheltie exude charm? It's time to start getting next year's calendar ready for publication and we need your help making it another success. We're inviting all volunteers and adopters to submit their precious sheltie photos for the NVSR Sheltie Rescue Calendar.

Deadlines and Addresses for Submission

Deadline for submittal is June 30 for the following year's edition.

Questions/digital submittals should be directed to: calendar@NVSR.org

Photographs should be mailed to:

Julianne Henderson
9821 Lakepointe Dr
Burke, VA 22015

The Rules for Photo Submission

1. The focal point of the picture must be of a Rescued Sheltie, adopted or fostered (after all this is a rescue organization.) However, it does not have to be an NVSR dog. ***Dogs obtained from breeders, pet shops or purchased from individuals do not qualify unless they're pictured with a Rescued Sheltie. Other critters & non-shelties are also welcome as long as they're pictured with a Rescued Sheltie.***
2. Please do not include any humans in the photographs.
3. You may submit either regular or digital photos. However, no photos will be returned as they will become the property of NVSR and may be used in future calendars, publications and/or other related media.
4. If submitting hard copies, ***landscape*** orientation should be a 5X7 and ***portrait*** orientation should be a 4X6 size.
5. No Professional/Studio Photos from third parties, this can cause copyright issues.
6. Please include a brief bio of your Rescued/Foster Sheltie; this information will be included on the calendar if your photo is selected.
7. Color Photos only.
8. Themed Pictures are encouraged. I.e., Halloween, Xmas, Valentines, Winter, Spring, Beach...
9. All submissions should be in focus (not fuzzy), and not exceptionally dark. The images will need to be enlarged significantly and will show any imperfections. Please keep in mind that the quality of the photos used will affect the overall quality of the calendar. We ask that only good quality photos be submitted.
10. Digital photos should be at least 4.0 Mega pixels to be considered for a Cover or full page layout.
11. Glossy finished photographs are preferred if submitting hard copies. (Matte finish reduces the quality of the scan).
12. If you will be submitting a copy of a photograph, please make sure the copy is made from a negative. Copies made from the self-service reproduction machines are of poorer quality.
13. Please identify your photo(s) on the back with the name of the dog(s), your name, e-mail address, complete mailing address and home phone number starting with the area code. It's best to use a label so as not to damage the picture. Do not use a ball point or felt tipped marker, as it might bleed through and damage the picture. If submitting digitally please include the information in your email.
14. The back of the calendar is dedicated to Shelties that have crossed the bridge in the past year. These ***do not*** have to be a rescued sheltie



Medical Questions to Ask Your Petsitter

Planning a vacation without your pets? Here are some important things to go over with your petsitter, even if it's a relative. These will reassure you that your pets will be well cared for if anything "goes wrong" while you're away.

1. Does he/she have experience administering medications? What type? Ask specific questions that pertain to your individual pet and its medication. Can the petsitter give pills to a recalcitrant cat or a disappearing dog? Eye or ear medication?
2. Ask what sort of symptoms might warrant medical intervention. An emergency? Ask the petsitter to provide examples of medical issues that have arisen with animals under his or her care.
3. What about if your pet becomes sick after hours? You will, of course, provide a list of preferred veterinary hospitals, but ask this question in advance of doing so to get a sense of his or her thinking about this situation and knowledge of resources in your area. Set up a detailed chart of emergency contact information to give to the petsitter AND post prominently in your home.
4. What would he/she do if you cannot be reached during a medical emergency? Proceed with everything necessary, or choose to wait until you can be reached? Once you hire a sitter, provide a contingency plan specifying what should happen in the event that you cannot be reached. Many professional petsitters have such a plan as part of their contract; read it carefully.
5. Is the petsitter knowledgeable about the medical condition(s) your pet has? Is he or she familiar with the characteristic symptoms and how to respond to them?
6. If your pet becomes sick and requires more time and care than originally agreed upon, will the petsitter be able to accommodate this?



"Dogs Welcome"



A man wrote a letter to a small hotel in a Midwest town he planned to visit on his vacation. He wrote: "I would very much like to bring my dog with me. He is well-groomed and very well behaved. Would you be willing to permit me to keep him in my room with me at night?"

An immediate reply came from the hotel owner, who wrote:

SIR: "I've been operating this hotel for many years. In all that time, I've never had a dog steal towels, bedclothes, silverware, or pictures off the walls. Or use the walls as a coloring book. I've never had to evict a dog in the middle of the night for being drunk and disorderly. And I've never had a dog run out on a hotel bill.

"Yes, indeed, your dog is welcome at my hotel. And, if your dog will vouch for you, you're welcome to stay here, too."



In Memoriam

We've added a new page to our website called "In Memoriam." We invite you to share your tributes to your departed Shelties (and other dogs, too). Send a few photos with your tribute, and we'll be happy to post them. Send to: shepherd@nvsr.org. *Here's one of our first ones:*

A Loving Tribute to Jackpot

Our dear Jackpot (adopted in '05 at 3 1/2 years young) had as many adorable quirks as he had nicknames. When we adopted him, we were told he would not walk on a leash ... that was partly true. He would not walk away from our house, but he would gladly trot back to the house. I guess that was his way of making it known very early that he wanted to stay with us. Things out of place or new things threw him for a loop. He would bark at grocery bags, or a guest's coat hanging on a chair. After sniffing and checking it out, he would typically move on. Jackpot even won the hotdog contest at one of NVSR's annual picnics because he really didn't know what to do with the hotdog - he was on a special diet due to his skin allergies



When we adopted him, Jackpot didn't know how to play with toys. We were almost ready to give up, when one day he started playing with a toy skunk we bought at a fundraiser. We were stunned, but from then on he played when HE wanted to. Most of all, that little mess loved chasing cars along the fence behind our house. That was his greatest love in life, other than us and his extended family. Boy, when he was healthy he would chase and bark at cars for hours, racing down the back steps, jumping off the deck, and flying to the fence. We worried that it might bother the neighbors, but his barks were muted by the traffic and he just loved it so much. We had to remove river rock and replace it with mulch and cedar, and his path became very worn, including a path through the grassy areas. He even made raking leaves fun as he would join us for a brief visit and then go back to his job, chasing cars, while we finished ours.

A stoic, classy fellow, Jackpot was loved by everyone who met him. You just couldn't help it ... even if you weren't a dog person. He accompanied us on visits to friends' houses, jumping up on the closest couch and staying there throughout the visit. Lying there with his front legs crossed, he looked very regal.

Jackpot went to the Rainbow Bridge on February 10, 2014. Jackpot, we still feel you pawing at us wanting more rubbing and loving. Our dear friend, you will be forever in our hearts. Thank you, NVSR, for allowing Jackpot to enter our lives and be a member of our family.

Donna Westbrook and Leigh Strawderman

Sheltie Oval Plaques for Sale to Benefit NVSR

One of our long-time (notice, we didn't say "old") volunteers, Dave Martin, has begun to produce beautiful oval plaques for Sheltie tributes, Sheltie sayings - anything you want to put on it. Each plaque is custom made just for you. Here are two examples to give you ideas:



You can have white with black highlighting or black with white highlighting with two lines of text. The plaques are made of Trex and are weatherproof, so they'd be appropriate for a grave marker, a house number, or other outdoor application. Each plaque is \$25 including shipping. If you're interested, look on our website "Sheltie Shop" page for more information and an order form - or write to shop@nvsr.org. We want to thank Dave for contributing his talents to helping NVSR!



Fun Toys to Stimulate Your Sheltie's Mind

by Lisa Fox

Many of us have adopted adult rescue Shelties that never learned to play as puppies. These dogs show no interest in fetching balls, catching Frisbees or crunching squeaky toys. But, if they're food-oriented, they can learn to play with toys. Here are some toys that you could consider to teach your Sheltie to play.



Figure 1 shows a collection of rubber dog toys (available in pet stores or online) into which you can stuff tiny slices of cheese, small bits of chicken, some unsalted, unbuttered popcorn, or pieces of kibble. The orange and blue Megalast Megabones are good starter toys. Stuff a bit of peanut butter into the slots. As the dog gets used to the idea of extracting goodies from these toys, move up to more challenging ones that require him to work a little harder to obtain the treats. Still later, you can scatter several around the room and teach him to "Find it!" This game is great for dogs with distress around your leaving. They will be too busy working on the toys to notice you've slipped out the door.



The treat-dispensing toys in Figure 2 are another way to use food-motivation to promote play. There are many of these on the market. But two of the best

are the Contempo Tessa and the Busy Buddy Magic Mushroom. Both of these toys allow adjustment to increase or decrease the level of difficulty and both are quite sturdy. I feed half of my dogs' daily kibble ration in toys like these. They love to roll them, bat them, and find ways to manipulate them so the kibble pieces drop out. These toys are especially good for dogs that tend to inhale their kibble if it's served in a bowl.



To give a smart Sheltie a real challenge, again using food to motivate play, try the Nina Ottosson dog puzzles (available online). These puzzles are designed to be interactive, meaning the dog's human works with the dog to help her solve the puzzle at first. They require a combination of nose, paws, and brain to manipulate the puzzle the right way to extract the treats. Eventually, a smart dog will be able to work the puzzles alone. Two that my dogs particularly like are Dog Twister and Dog Worker pictured in Figure 3. Both can be made more or less challenging, depending on the dog's ability.

Play with your Sheltie - it's fun for both of you!






The Other Sheltie Rescuers by Mary Klein

Do you know how many sheltie rescue groups are in the United States and Canada? Although I was familiar with Sheltie Haven in Maryland, I started wondering about the other Sheltie rescue groups around the country and how they compare with NVSR. It turns out that about 75 recognized Sheltie rescue groups operate throughout the United States, and one major group is in Canada.

In future issues of “The Sheltie Spin,” we will meet some of the other rescue groups. For this edition, we will join with Tri-State (New York, New Jersey, and Delaware) Shetland Sheepdog Rescue remembering their president and founder, Juliann Canzoneri, who died in February. She was remembered as a person who was passionate about rescuing Shelties and who became part of the extended family of volunteers and adopters. They posted the following as a tribute to her.



Juliann Canzoneri

Rainbow Bridge Rescuer (abridged)

Unlike most days at Rainbow Bridge, this day dawned cold and gray, damp and dismal. All the recent arrivals were confused and concerned. This day was different. But the animals who had spent some time waiting for their beloved people knew exactly what was happening and began to gather at the pathway leading to the Bridge to watch. They knew something special was happening.

Before long an elderly animal came into view, head hung low and tail dragging. Unlike the pets waiting at the Bridge, this dog had not been restored to his prime. He felt instinctively that the sooner he could cross over, the happier he would be, but he was told that only those animals who were with their special people could pass over the Rainbow Bridge. And he had no special beloved people...not here at the Bridge nor on Earth below.

With no place else to turn, the elderly dog joined a group of other sad-eyed animals like him...elderly and infirm. Unlike the pets waiting for their special people, these animals weren't playing, but simply lying on the grass, forlornly staring at the pathway leading to the Bridge.

One of the newest arrivals at the Bridge asked one of the pets who had been there for some time to explain it to him. “That poor dog was a rescue, sent to the pound when his owner grew tired of him. The way you see him now, with graying fur and sad, cloudy eyes, was exactly the way he was when he was put into the kennels. He never made it out and passed on only with the love and comfort the shelter staff gave him. Because he had no family or special person to give his love to, he has no one to escort him across the Bridge.”

As they watched, coming toward the Bridge was a single figure...a person who, on Earth, had seemed quite ordinary...a person who, just like the elderly dog, had just left Earth forever. This figure turned toward the group of sad animals and extended her hands. The animals moved toward the pathway. As they came close to the passing figure, each received a tender pat on the head or a scratch behind the ears. Their eyes grew brighter and their bodies younger as the figure softly murmured each name. Then they quietly followed her to the Bridge, where they all crossed together.

“That was a rescuer,” the pet explained. “That person spent much of her life helping pets of all kinds. The ones you see here nodding with respect are those who found new homes because of such unselfish work. They will cross when their people arrive. Those you saw restored were ones who never found homes. When a rescuers arrive, they are permitted to perform one final act of rescue. They then escort those animals that couldn't find a home on Earth across the Rainbow Bridge. You see, all animals are special to them...just as they are special to all animals.”

–Author Unknown–



Cody's Heart Condition



Many of our volunteers have met NVSR's handsome, affable Cody and fell in love with him. He came to us in early 2014 as a beautiful 1 year old blue merle boy with a wonderful personality.


At his first vet appointment it was discovered that he has a pronounced heart murmur. We have since found out that Cody has a very serious congenital heart condition. We took him to a cardiologist who diagnosed a rare condition called "double chamber right ventricle" with severe obstruction. We then had Cody's imaging studies sent to specialists at the Cardiology and Critical Care Department of North Carolina State's College of Veterinary Medicine. These cardiologists in turn consulted with pediatric cardiologists at Duke University.

The Duke pediatric cardiologists said that, for a human with this condition, they would recommend open heart surgery to remove the fibromuscular ridge and relieve Cody's obstruction. Unfortunately, open heart surgery is not readily available for dogs because of its extremely high cost and limited demand. Only two universities in the country offer it, and the success rate for Cody's condition is low.

Other alternative surgeries that might help Cody's condition were discussed. But the risks are high—he could die during the procedure--and the success rates are less than 50%. We've decided to take Cody to NC State for another echocardiogram that will reveal whether his condition is stable or has deteriorated.

We hope the results of that examination will help us decide on Cody's future. Even if his expected life span is greatly reduced, we feel sure some kind adopters will want this beautiful dog with the wonderful personality in their lives. But we want to be able to give his ultimate adopter as much information as possible about his care and his likely longevity. Meanwhile, although vigorous dog sports like agility are not in Cody's future, he can play and romp with other dogs and enjoy life as a young dog should. Watch our website for updates on Cody and his future.

All these medical consultations for Cody are very expensive. As our adopters and friends know, we don't skimp when it comes to providing the best medical care for our Shelties. If you'd like to help by donating some funds for Cody's care, we'd be very appreciative. You can send your donation to us at: NVSR, 977 Seminole Trail, PMB 314, Charlottesville VA 22901. We'll send you a thank you, and you can deduct your entire contribution from your taxes.



Northern Virginia Sheltie Rescue Directors and Coordinators

Directors Martha Heisel, Brian Marks, Nancy Tisdale
 Treasurer..... Brian Marks
 Intakes Martha Heisel
 Foster Care Lisa Fox
 Permanent Fosters..... Barbara Seth
 Adoption & Home Visits..... Nicole Devore, Martha Heisel
 Follow-up Donna Martin, Barb Gardner
 Volunteers TBA
 Calendar Julianne Henderson
 Events Kathy Kelly, Jenni Frock
 Newsletter Martha Heisel, Kathy Kelly
 Facebook Page Theresa Jackson, Gregg Bender
 Sheltie Shop Brian Marks, Anna Thoreson
 Vet Committee..... Louise Cortright, Sharon Daussin,
 Dana Greenwood, Mary Ellen Jones, Nancy Tisdale
 Website Martha Heisel

**Thanks also to the many volunteers who help transport,
 foster, and contribute their time to help the Shelties
 who are brought to or found by NVSR.**

Newsletter submissions to sheltiespin@nvsr.org

Website www.nvsr.org • E-Mail: shelties@nvsr.org

Note our new address

Northern Virginia Sheltie Rescue
 977 Seminole Trail, PMB 314
 Charlottesville VA 22901
 703-912-4002

Northern Virginia Sheltie Rescue
 977 Seminole Trail, PMB 314
 Charlottesville VA 22901



I would like to make a donation to the Northern Virginia Sheltie Rescue

Name _____

Address _____

City _____ State _____ ZIP _____

Donation Amount:

\$25 \$50 \$75 \$100 Other \$ _____

Make checks payable to Northern Virginia Sheltie Rescue. Mail to Treasurer, NVSR, 977 Seminole Trail, PMB 314, Charlottesville VA 22901

Northern Virginia Sheltie Rescue, Inc., is a nonprofit, 501(c)(3), tax-exempt corporation. A financial statement is available upon request from the Commonwealth of Virginia Division of Consumer Affairs, P.O. Box 1163, Richmond, VA 23218-1163.

NVSR MISSION STATEMENT

NVSR will take in any Sheltie in need regardless of age, except those with histories of repeated, unprovoked biting. Dogs accepted into rescue will be evaluated in foster homes, receive veterinary care and necessary resocialization, and ultimately be placed in homes where they will be loved, protected, and well cared for. We support efforts to reduce pet overpopulation; all of our Shelties will be spayed or neutered prior to adoption or, if not yet at a safe age to be neutered, placed on a spay/neuter contract at the time of adoption. NVSR is a 501(c)(3) organization.